

2 DECK INCLINE SCREEN

COLT 600



COLT 600

SPECIFICATION

Total weight: 12,000Kg (26,455lbs)
depending on machine specification

TRANSPORT

Length: 10.98m (36")

Width: 2.25m (7'5")

Height: 2.55m (8' 4")

WORKING

Length: 10.54m (34'7")

Width: 10.42m (34'2")

Height: 3.18m (10'5")

Screenunit: 2.34m x 1.17m (8' x 4')

Power unit: Diesel / Hydraulic

Paint colour: Graphite Grey (RAL 7024), Green (RAL 6018),
Black (RAL 9005) – for tracks

FEATURES AND BENEFITS

- High capacity up to 280 tph / 308 US tph (depending on mesh sizes & material type)
- Maximum feed size 300mm. Maximum allowable feed size may vary depending on material
- Smart design minimises weight but retains strength and robustness
- Ultra low fuel consumption with optimised hydraulics
- Rapid conversion from 3 way split to 2 way split (fully hydraulic)
- Heavy duty single shaft incline screenbox with adjustable stroke
- Maximum mobility with heavy duty, low ground pressure crawler tracks
- Removable heavy duty pendant remote control system (Option)
- Quick set up time
- High performance hydraulic system - cast iron pumps & motors complete with hydraulic cooler
- Versatile unit for three way splitting, stockpiling or scalping before or after a crusher
- Variable speed hopper
- Wide range of screen media available



COLT 600

HOPPER

Target area: 3.4m (11' 2") long x 1.86m (6' 1") wide

Hopper capacity: 3.0m³ (3.9 cu. yd.)

Feed in height: 3.18m (10' 5")

Fixed rear wall for direct feeding = 2.85m (9' 4")

HEAVY DUTY BELT FEEDER

1000mm (40") 4 ply plain belt

3.07m (10' 1") drum centres

335mm (14") drum diameter

Variable speed control

Supergrip drive drum standard

SCREENBOX

Heavy duty 2.34m x 1.17m (8' x 4') double deck screen

Highly aggressive screen drive

2 bearing shaft arrangement complete with direct drive system

Side tension top deck

End tension bottom deck

Variable stroke (9mm - 11mm)


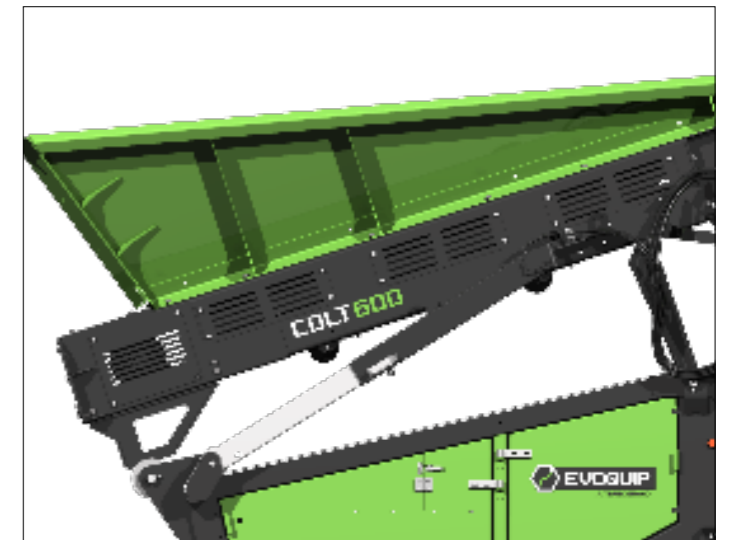
Fixed screen angle: 14°

Top deck media: Bofor deck, Fingers, Punch plate and Mesh

Bottom deck media: Mesh & Fingers

Rubber screen blanket (optional)

*Rigid Chute attached to bottom of Screenbox. This allows material passing through the bottom deck to be transferred to the fines conveyor



COLT 600

FINESIZE - SIDE CONVEYOR

650mm (26") wide 3 ply plain belt
5.9m (19' 4") drum centres
216mm (9") diameter drive drum
2.9m (9' 6") stockpile height

36m³ (47.08 cu. yd.) stockpile volume

Hydraulically folding

Variable Angle: 18-25°

Impact Rollers — Feedboot

MIDSIZE - SIDE CONVEYORS

650mm (26") wide 3 ply plain belt
5.9m (19' 4") drum centres
216mm (9") diameter drive drum
2.8m (9' 2") stockpile height
36m³ (47.08 cu. yd.) stockpile volume

Variable speed control

Hydraulically folding

Variable Angle: 18-25°

OVERSIZE - TAIL CONVEYOR

1000mm (39") wide 3 ply chevron belt
4.26m (14') drum centres
216mm (9") diameter drive drum
2.7m (8' 10") stockpile height
29.3m³ stockpile volume

Variable speed control

Impact slips along feedboot

Fixed angle: 20°

Hydraulic adjustment for 3WS to 2WS conversion



COLT 600

POWERUNIT & HYDRAULICS

Engine:

Tier 3: Deutz D2011 L04I - 4 cylinder diesel engine (Engines meets EU requirements of Directive 97/68/EC).

Performance:

36.4kW (48.8 hp) @ 2300 RPM

Engine Options (US only):

Deutz TD2.9L4 - Tier 4 Final 4 cylinder diesel engine developing 42kW (56 Hp) @ 1900 RPM

Tank Capacities:

Fuel: 145 L (38 US Gal)

Hydraulic oil:

250 L (66 US Gal)

Pumps:

Flywheel pumps: Tandem 27/27cc/rev (Deutz 2011)

Tandem 33/33cc/rev (Deutz TD2.9)

Motors:

Belt feeder: Cast iron 160cc/rev

Tail conveyor: Cast iron 400cc/rev

Fines conveyor: Cast iron 315cc/rev

Midsize side conveyor: Cast iron 400cc/rev

Screen: Cast iron 56cc/rev

CRAWLER TRACK DATA

Track width: 300mm

Approximate speed: 1.8kph (1.12mph) (slow)
3.3kph (2.05mph) (fast)

Single speed version: 1.8kph (1.12mph)

(Standard with flow regulated track solenoid for slower speed)

Dual Speed Option

Total flow per track: 60 Lpm

OTHER OPTIONS

Different coloured machine

Chevron side conveyor belts


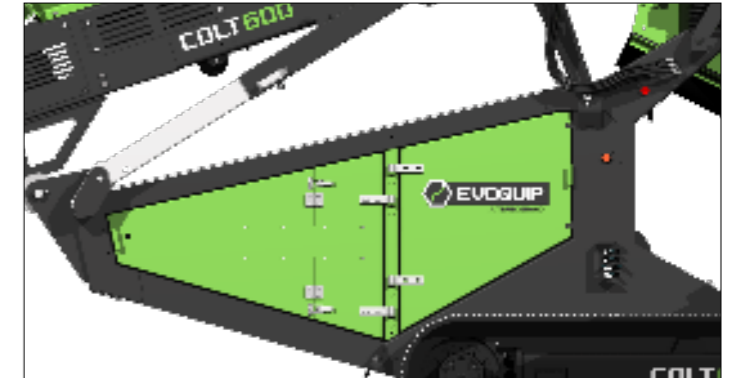
Auto lubrication system

Radio controlled tracking

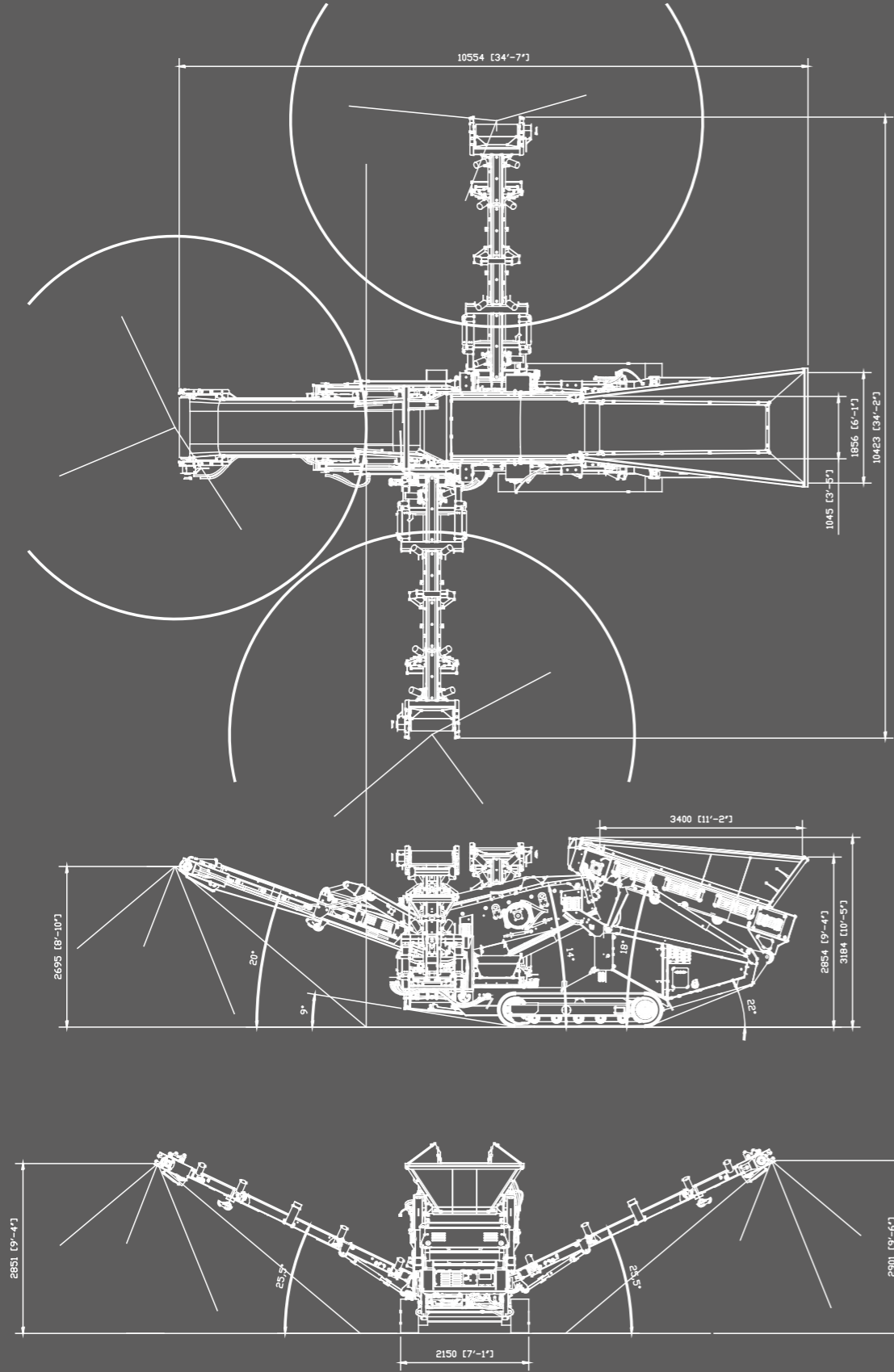
Quick release wedge screen tensioning

Wide Range of screen media

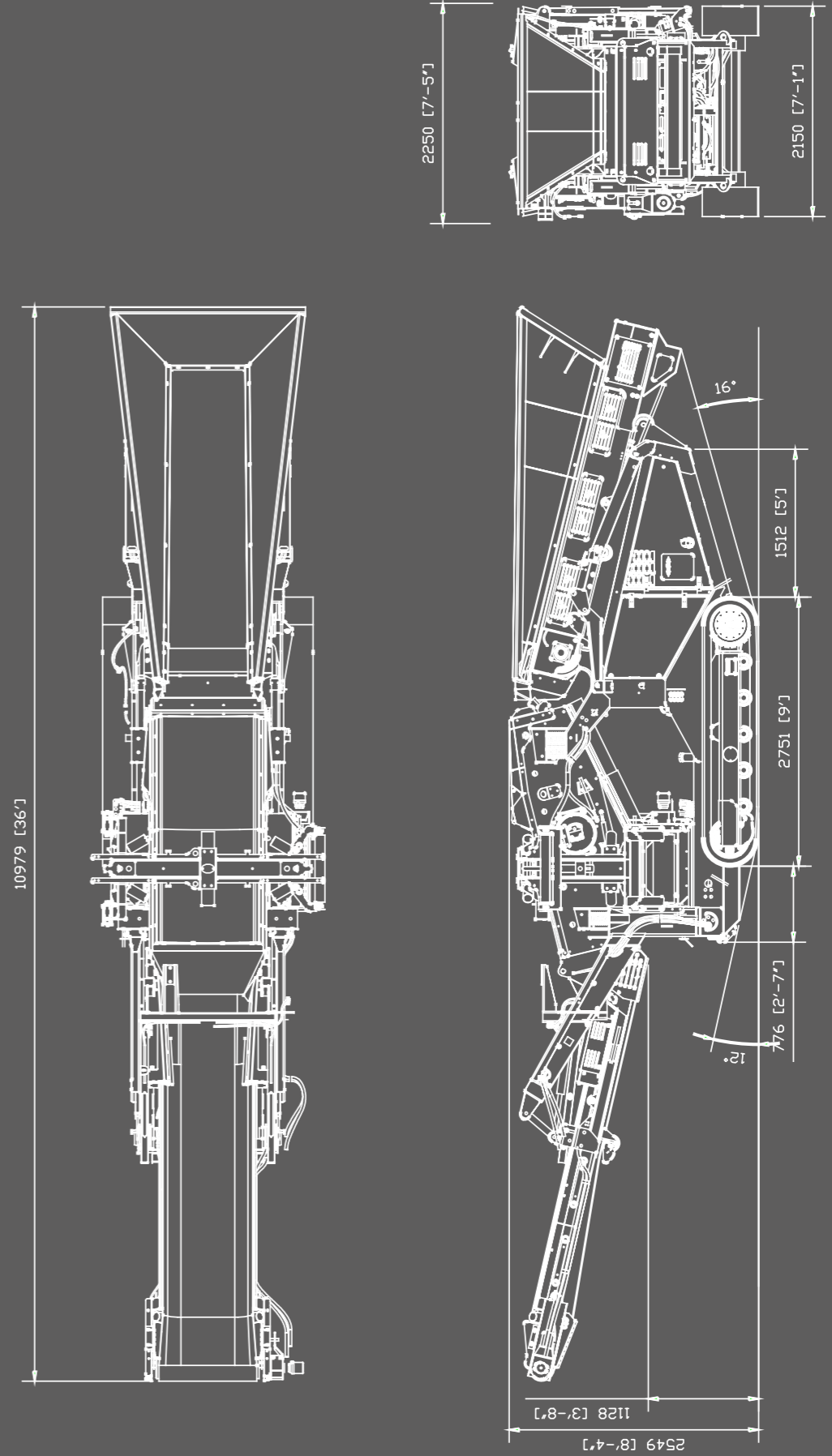
Screen Blanket available to slow material down and also aid sticky material to pass through the screen deck



WORKING DIMENSIONS



TRANSPORT DIMENSIONS





EvoQuip equipment complies with CE requirements.

Please consult EvoQuip if you have any other specific requirements in respect of guarding, noise or vibration levels, dust emissions, or any other factors relevant to health and safety measures or environmental protection needs. On receipt of specific requests, we will endeavour to ascertain the need for additional equipment and, if appropriate, quote extra to contract prices.

All reasonable steps have been taken to ensure the accuracy of this publication, however due to a policy of continual product development we reserve the right to change specifications without notice.

It is the importers' responsibility to check that all equipment supplied complies with local legislation regulatory requirements.

Plant performance figures given in this brochure are for illustration purposes only and will vary depending upon various factors, including feed material gradings and characteristics. Information relating to capacity or performance contained within this publication is not intended to be, nor will be, legally binding.

Terex is a registered trademark of Terex Corporation in the United States of America and many other countries.

EvoQuip is a registered trademark of Terex GB Ltd in the United States of America and many other countries.

© Terex Corporation 2017

200 Coalisland Road,
Dungannon, Co. Tyrone, BT714DR

Tel: +442887718500 Email: evoquip@terex.com



terex.com/EvoQuip